



# Smartline

INNOVATING YOUR EVERYDAY





# Smartline

INNOVATING YOUR EVERYDAY

# CONTENTS

**1. *Why Smartline***

---

**2. *About the Brand***

---

**3. *Built in Oven***

---

**4. *Built in Hobs***

---

**5. *Hoods***

---

**6. *Refrigerators***

\* Images are for illustrative purposes only and may not accurately represent the actual product, copy rights and trademarks etc

# Why Smartline

- 1.** Uncompromised Quality

---
- 2.** Cutting edge technology

---
- 3.** Smart Choices

---
- 4.** Relentless focus on customer satisfaction

---
- 5.** Smart Savings



# ABOUT THE BRAND

Smartline is a lifestyle. We are dedicated to bringing cutting-edge technology and elegant design into your home, making everyday living more convenient, efficient, and enjoyable. Our range of inbuilt appliances are crafted with precision and care, ensuring the highest quality and performance.



## Company Story

Smartline began with a simple yet ambitious idea: to revolutionize the way people interact with their home appliances.

Smartline set out to create appliances that not only perform flawlessly but also enhance the aesthetic appeal of any space.

Driven by a relentless pursuit of excellence, Smartline's journey has been marked by groundbreaking innovations and unwavering commitment to customer satisfaction. Each product is a testament to our dedication to craftsmanship, technology, and design.

As we set forth on our journey, our focus remains on creating products that inspire and enrich the lives of our customers. With a vision to become a household name synonymous with innovation and quality, Smartline is set to redefine the future of home appliances.

---

## Vision

To be the leading provider of innovative, high-quality electronics and appliances, enhancing the lives of our customers.

---

## Mission

To create exceptional products that blend cutting-edge technology with elegant design, providing our customers with unparalleled convenience, comfort, and style.

---

## Values

Innovation, Quality, Customer Satisfaction.




# Built in Ovens



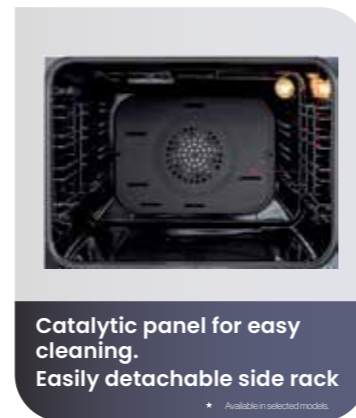

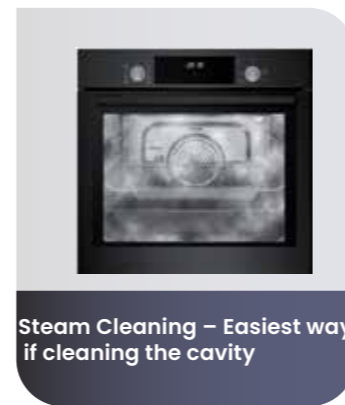
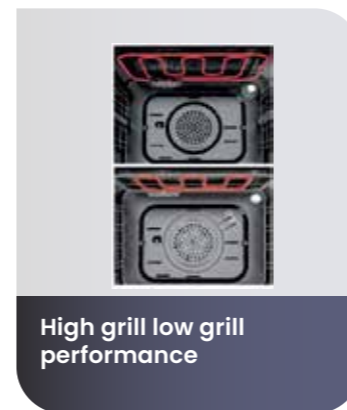
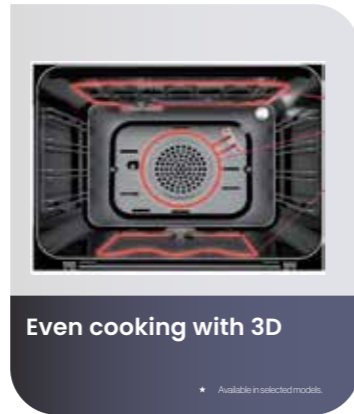
60cm Electric

90cm Electric

90cm Gas



# Key Features



# Electric Ovens



**MODEL NAME**  
**SOM1I61580FTSLEB**

60 cm Built-in Electric Oven with full touch display

Electric Oven

Black Glass Panel

15 Function

Digital Touch LED Timer

80 lt Cavity

Catalytic back / side wall

6 levels

Easily detachable side racks

Gray Enamel Cavity

1/2 Level Telescopic Rails

Side Lights



**MODEL NAME**  
**SOM1I609603DESS**

60 cm Built-in Electric Oven with 2 Knobs and digital timer

Electric Oven.

9 Function.

Digital Touch LED

Timer with knobs.

Reflective Glass.

66 lt Cavity.

Catalytic back / side wall.

Easily detachable side racks.

Gray enamel.



**MODEL NAME**  
**SOM1I608603DESS**

60 cm Built-in Electric Oven with 3 Knobs

Electric Oven

8 Function

Reflective Glass

66 lt Cavity

Catalytic back / side wall

Easily detachable side racks

Gray enamel



**MODEL NAME**  
**SOM1I9091003DESS**

90 cm built in Electric oven with 2 knobs and digital timer

Electric Oven

8 Function

105 Liter Cavity volume

Touch Screen LED Timer

Bottom Inox Stripe


Turnspit

Easily detachable side racks

4 levels



# GAS Ovens



## MODEL NAME

**SOM1I902100GSS**

90 cm Built in gas oven with 3 knobs  
Gas Oven with Gas Grill  
4 Functions  
105 Liter Cavity volume  
Mechanic Timer  
Bottom Inox Stripe  
Turnspit  
Easily detachable side racks 4 levels

# Ovens



 Smartline

# Built in Hobs



# Built in Hobs



## Electric – Vitroceramica

30 Cm



60 Cm



90 Cm



## Gas – Black Glass

60 Cm



90 Cm



## Gas – Metal

30 Cm



60 Cm



90 Cm



# Key Features

## Safe tempered glass



8 mm tempered glass  
withstand higher temperatures  
and prevent glass damages

★ Available in selected models.


## Thin metal for a flushed look



3.8 mm thin, for a stylish flushed  
look with durable edge twist



# Electric Vitroceramic



## MODEL NAME SCT11302VEB

30cm Electric Vitroceramic Hob

30 cm Vitroceramic

Black Ceran Glass

Front Touch Control

9 Power Levels

Safety Lock

Child Lock

Residual Heat Indicators

Automatic Safety Cut-Out

2 heating zones

140mm / 1200W Single Circuit Cook Zone

120-180mm / 700W-1700W Double

Circuit Cook Zone



## MODEL NAME SCT11604VEB

60cm Electric Vitroceramic hob

60 cm Vitroceramic

Black Ceran Glass

Front Touch Control

9 Power Levels

Safety Lock

Child Lock

Residual Heat Indicators

Automatic Safety Cut-Out

4 heating zones

2 x 1200 W

1 x 1800 W

1 x 1700 W / 700W Dual



## MODEL NAME SCT11905VEB

90cm Electric Vitroceramic Hob

SCT11905VEB

90 cm Vitroceramic

Black Ceran Glass

Front Touch Control

9 Power Levels

Safety Lock

Child Lock

Residual Heat Indicators

Automatic Safety Cut-Out

5 heating zones

2 x ø 140 mm: 1200 W

1 x ø 180 mm: 1800 W

1 x ø 140 / ø 250 mm Oval Dual: 1800 W/1000 W

1 x ø 180 / ø 120 mm Dual: 1700 W/ 700W

Programming Cooking Time (0-99 min)



# GAS Black Glass



## MODEL NAME SCT1I604VGB

60cm Gas Hob with Black glass

GENERAL INFORMATION	60cm GAS on GLASS
Hob Series	Trend
Top Plate	Black Glass
Control Panel	Front
Pan Supports	Cast-iron, Monoblock (P05)
Burner Caps	Flat, Enamelled, Matt
Flame Failure Device (FFD)	Yes
Ignition	Automatic from Knobs

### HOB

Front Right	0,95 kW
Front Left	1,70 kW
Rear Right	2,90 kW
Rear Left	1,70 kW
Middle1	-
Middle1	-
Hob Max. Power	7250W



## MODEL NAME SCT1I905VGB

90cm Gas Hob with Black glass

GENERAL INFORMATION	90cm GAS on GLASS
Hob Series	Trend
Top Plate	Black Glass
Control Panel	Front
Pan Supports	Cast-iron, Monoblock (P05)
Burner Caps	Flat, Enamelled, Matt
Flame Failure Device (FFD)	Yes
Ignition	Automatic from Knob

### HOB

Front Right	0,95 kW
Front Left	1,70 kW
Rear Right	2,90 kW
Rear Left	1,70 kW
Middle1	3,60 kW Triple Wok
Middle1	-
Hob Max. Power	10850W



# GAS Metal



## MODEL NAME SCT1I302GSS

### 30cm Gas Hob in Stainless Steel

<b>GENERAL INFORMATION</b>	30 CM GAS on INOX
Hob Series	Flat
Top Plate	Stainless Steel
Control Panel	Front
Pan Supports	Enamelled, Monoblock (P01)
Burner Caps	Flat, Enamelled, Shiny
Flame Failure Device (FFD)	Yes
Ignition	Automatic from Knobs

<b>HOB</b>	
Front Right	0,95 kW
Front Left	-
Rear Right	2,90 kW
Rear Left	-
Middle1	-
Middle1	-
Hob Max. Power	3850W



## MODEL NAME SCT1I604GSS

### 60cm Gas Hob in Stainless Steel

<b>GENERAL INFORMATION</b>	60 CM GAS on INOX
Hob Series	Flat
Top Plate	Stainless Steel
Control Panel	Front
Pan Supports	Cast-iron, Monoblock (P05)
Burner Caps	Flat, Enamelled, Matt
Flame Failure Device (FFD)	Yes
Ignition	Automatic from Knobs

<b>HOB</b>	
Front Right	0,95 kW
Front Left	3,50 kW (Triple Wok)
Rear Right	2,90 kW
Rear Left	1,70 kW
Middle1	-
Middle1	-



## MODEL NAME SCT1I905GSS

### 90cm Gas Hob in Stainless Steel

<b>GENERAL INFORMATION</b>	90cm GAS on INOX
Hob Series	Flat
Top Plate	Stainless Steel
Control Panel	Front
Pan Supports	Cast-iron, Monoblock (P05)
Burner Caps	Flat, Enamelled, Matt
Flame Failure Device (FFD)	Yes
Ignition	Automatic from Knobs

<b>HOB</b>	
Front Right	0,95 kW
Front Left	1,70 kW
Rear Right	2,90 kW
Rear Left	1,70 kW
Middle1	3,60 kW (Triple Wok)
Middle1	-
Hob Max. Power	10850W



 Smartline

# Hoods



# Hoods



T Decorative Hood

Inclined Decorative Hood

Pyramid Hood

Under cabinet Hood

T Island Hood



# Hoods



## MODEL NAME SCH1V635000TCSS

Model Description  
PRODUCT SIZE  
MATERIAL  
CONTROL TYPE  
Motor and Speed  
Lamp  
CHIMNEY  
ALM. FILTER  
CARBON FILTER  
PLUG TYPE

60 CM T series decorative hood  
60 CM  
INOX BODY / BLACK GLASS  
Touch Control (3 Spd)  
500m<sup>3</sup>/h (3SPD)  
Led Light 1,5W x1 (122x33mm)  
1X50Cm ,1x35 Cm (Min 50Cm–Max 83 Cm)  
Alm. Extrusion x 2  
Yes  
UK Type



## MODEL NAME SCH1V634000I

Model Description  
PRODUCT SIZE  
MATERIAL  
CONTROL TYPE  
Motor and Speed  
Lamp  
CHIMNEY  
ALM. FILTER  
CARBON FILTER  
PLUG TYPE

60cm Pyramid hood  
60 CM  
INOX BODY  
Push Button - Silver (3 Spd)  
400m<sup>3</sup>/h (3SPD)  
Led Light 1,5W x1(122x33mm)  
2x30 Cm (Min 30 Cm Max 58Cm)  
Roll Forming Alm.x 2  
Yes  
UK Typ



## MODEL NAME SCH1V935000I

Model Description  
PRODUCT SIZE  
MATERIAL  
CONTROL TYPE  
Motor and Speed  
Lamp  
CHIMNEY  
ALM. FILTER  
CARBON FILTER  
PLUG TYPE

90 CM Pyramid hood  
90 CM  
INOX BODY  
Push Button - Silver (3 Spd)  
400m<sup>3</sup>/h (3SPD)  
Led Light 1,5W x1 (122x33mm)  
2x30 Cm (Min 30 Cm Max 58 Cm)  
Roll Forming Alm.x 2  
Yes  
UK Type



# Hoods



## MODEL NAME SCH1IS93650SS

Model Description	90 CM Island decorative hood
PRODUCT SIZE	90 CM
MATERIAL	INOX BODY / BLACK GLASS
CONTROL TYPE	Touch Control (3 Spd)
Motor and Speed	650m <sup>3</sup> /h 90cm (3SPD)
Lamp	Led Light 1,5W x 4 (122x33mm)
CHIMNEY	1x60, 1x46 Cm (Min 650 mm Max 1090 mm)
ALM. FILTER	Alm. Extrusion x 3
CARBON FILTER	Yes
PLUG TYPE	UK Type



## MODEL NAME SCH1VI635000TCB

Model Description	60 CM Black inclined hood
PRODUCT SIZE	60 CM
MATERIAL	BLACK GLASS PANEL / ANTHRACITE CHIMNEY
CONTROL TYPE	Touch Control (3 Spd)
Motor and Speed	500m <sup>3</sup> /h (3SPD)
Lamp	Led Light 1,25W x2
CHIMNEY	1X50Cm ,1x35 Cm (Min 50 Cm-Max83 Cm)
ALM. FILTER	Roll Forming Alm.x 1
CARBON FILTER	Yes
PLUG TYPE	UK Type



## MODEL NAME SCH1UC63320S

Model Description	60 CM under cabinet hood
PRODUCT SIZE	60 CM
MATERIAL	Silver Body
CONTROL TYPE	Push Button - Silver (3 Spd)
Motor and Speed	280m <sup>3</sup> /h (3SPD)
Lamp	Spot Led Light 5W x1
CHIMNEY	Roll Forming Alm.x 2
ALM. FILTER	Yes
CARBON FILTER	Yes
PLUG TYPE	UK Type



 Smartline

# Refrigerators



# Range Refrigerators



60cm Built in Fridge

60cm Built in Freezer

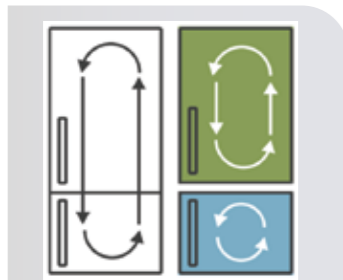
60cm Built in Combination

Built in Under counter

Freestanding cross door



# Key Features



### No frost multi cooling

2 independent air circulation with 2 separate fans and evaporators

Extra freshness with optimum humidity levels in each compartments, prevent odour mixing and keep flavors intact



Reversible Doors Sliding door



Reversible Doors



Zero clearance required



Door on door



### No frost multi cooling

- Wrap around evaporator technology
- More efficient cooling
- Less manual defrost



Ice tray





### MODEL NAME SRF11177294W

GENERAL DESCRIPTION	177CM H BUILT IN FULL DOOR FRIDGE
PRODUCT TYPE	BUILT- IN
PRODUCT WIDTH	54 CM
REF./FR.LOCATION	LARDER
CLIMATE CLASS	TROPICAL/SUBNORMAL (T/SN)
REFRIGERATING GAS	R600a
ENERGY CLASS	A+
BD REF.SYSTEM	STATIC
CONTROLSYSTEM	MECHANICAL
DOOR ON DOOR	YES
REVERSIBLE DOOR	YES
SLIDING DOOR	YES
POWER CABLE TYPE	TIP G UK GSO
POWER CABLE LENGTH	2,5
VOLTAGE	220-240V ~ 50HZ

### MODEL NAME SFR11177197W



GENERAL DESCRIPTION	177CM H BUILT IN FULL DOOR FREEZER
PRODUCT TYPE	BUILT- IN
PRODUCT WIDTH	54 CM
REF./FR.LOCATION	LARDER
CLIMATE CLASS	TROPICAL/SUBNORMAL (T/SN)
REFRIGERATING GAS	R600a
ENERGY CLASS	A+
BD REF.SYSTEM	FROST FREE
CONTROLSYSTEM	MECHANICAL
DOOR ON DOOR	YES
REVERSIBLE DOOR	YES
SLIDING DOOR	YES
POWER CABLE TYPE	TIP G UK GSO
POWER CABLE LENGTH	2,5
VOLTAGE	220-240V ~ 50HZ





## MODEL NAME SCRF1177243W

GENERAL DESCRIPTION	177CM H BUILT IN DOUBLE DOOR COMBI REFRIGERATOR
PRODUCT TYPE	BUILT-IN
PRODUCT WIDTH	54 CM
REF./FR.LOCATION	LARDER
CLIMATE CLASS	TROPICAL/SUBNORMAL (T/SN)
REFRIGERATING GAS	R600a
ENERGY CLASS	A+
BD REF.SYSTEM	FROST FREE
CONTROLSYSTEM	MECHANICAL
DOOR ON DOOR	YES
REVERSIBLE DOOR	YES
SLIDING DOOR	YES
POWER CABLE TYPE	TIP G UK GSO
POWER CABLE LENGTH	2,5
VOLTAGE	220-240V ~ 50HZ

## MODEL NAME SCRFMD11459S

GENERAL DESCRIPTION	179CM FREESTANDING FRENCH DOOR REFRIGERATOR
PRODUCT TYPE	BUILT-IN
PRODUCT WIDTH	60 CM
PRODUCT RANGE	SINGLE DOOR
REF./FR.LOCATION	BOTTOM FREEZER
CLIMATE CLASS	TROPICAL/SUBNORMAL (T/SN)
REFRIGERATING GAS	R600a
ENERGY CLASS	A+
BD REF.SYSTEM	NO FROST MULTI COOLING
CONTROLSYSTEM	ELECTRONIC
DOOR ON DOOR	
REVERSIBLE DOOR	
SLIDING DOOR	
POWER CABLE TYPE	TIP G UK GSO
POWER CABLE LENGTH	2,5
VOLTAGE	220-240V ~ 50HZ



## MODEL NAME SRFU1134W

GENERAL DESCRIPTION	82CM H SINGLE DOOR UNDER COUNTER REFRIGERATOR
PRODUCT TYPE	BUILT- IN
PRODUCT WIDTH	60 CM
REF./FR.LOCATION	LARDER
CLIMATE CLASS	TROPICAL/SUBNORMAL (T/SN)
REFRIGERATING GAS	R600a
ENERGY CLASS	A+
BD REF.SYSTEM	STATIC
CONTROLSYSTEM	MECHANICAL
DOOR ON DOOR	YES
REVERSIBLE DOOR	YES
SLIDING DOOR	
POWER CABLE TYPE	TIP G UK GSO
POWER CABLE LENGTH	2,5
VOLTAGE	220-240V ~ 50HZ



## MODEL NAME SFRU1196W

GENERAL DESCRIPTION	
PRODUCT TYPE	BUILT- IN
PRODUCT WIDTH	60 CM
REF./FR.LOCATION	FREEZER
CLIMATE CLASS	TROPICAL/SUBNORMAL (T/SN)
REFRIGERATING GAS	R600a
ENERGY CLASS	A+
BD REF.SYSTEM	STATIC
CONTROLSYSTEM	MECHANICAL
DOOR ON DOOR	YES
REVERSIBLE DOOR	YES
SLIDING DOOR	
POWER CABLE TYPE	TIP G UK GSO
POWER CABLE LENGTH	2,5
VOLTAGE	220-240V ~ 50HZ





# Smartline

INNOVATING YOUR EVERYDAY

**Disclaimer:** We strive to provide accurate information, but please be aware that errors may occur. Additionally, colors and features may vary slightly from what is depicted. Thank you for your understanding.

**Al Rafidain WLL(RAFCO)**

Tel No. (+974) 44807797  
Mob No. 51145064  
Fax No. (+974 44807577)

P.O. Box 831, Doha, Qatar  
Al Rayyan Al Ateek St, Al Rayyan

Email: [info@smartline-appliances.com](mailto:info@smartline-appliances.com)  
[www@smartline-appliances.com](http://www@smartline-appliances.com)